



CREATIONS

ARCHIPEL SOUND SYSTEM TONGA 2.1

Specification sheet



7 m
Optimal Listener Position

32 m²
Sweet Spot


800 m²
Listening Area

140 dB
Maximum SPL

8,000 W
Output Power

For music lovers, Tonga 2.1 scores a perfect ten. All ten components of Tonga — two Syva, two Syva Low, four Syva sub, two LA4X amplifiers—join forces to form a high performance, high fidelity pro audio system. Tonga instantly impresses with its presence and technical prowess in power, throw and wide coverage at high SPL while remaining resolutely transparent in its delivery of musical content. The system is a standard-bearer of the world-renowned L-Acoustics sonic signature which graces exclusive members-only clubs, as well as esteemed concert halls and music venues featuring every genre, from classic to electronica. Along with Tonga's unrivalled sonic qualities, the Syva family of components display a sublimely sleek form factor ideally suited to enjoying music with your guests.

APPLICATIONS



Tonga will perform best as an indoor or outdoor system stacked on its base for receptions and parties.

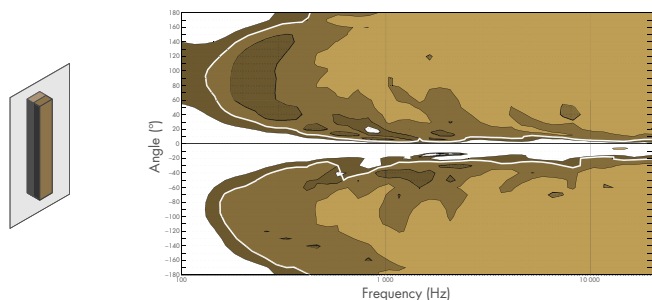
GENERAL SPECIFICATIONS

Audio system performance

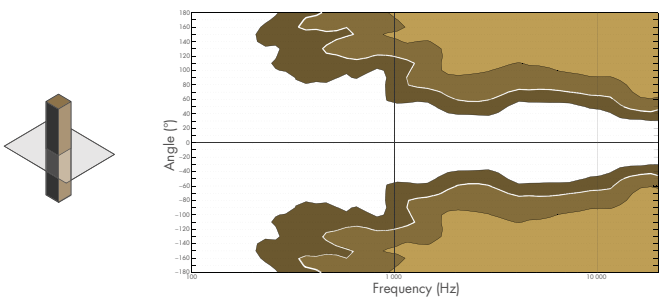
Maximum SPL	140 dB	Peak SPL at 1 m using pink noise with 12 dB crest factor
Frequency bandwidth	20 Hz - 20 kHz	Range of frequencies within 10 dB of HF plateau, calibrated by factory preset
Frequency contour	+15 dB @ 40 Hz	Flat above pivot point and +5 dB/octave slope below, according to L-Acoustics sonic signature
Output power	8,000 W	RMS power delivered by 2 LA4X via 4 channels of amplification each

Technology

Loudspeaker technology	Wavefront Sculpture Technology	Colinear source transducer arrangement for medium/long throw applications
Loudspeaker transducer	6 × 5" LF + 3 × 1.75" HF	HF compression drivers loaded by a DOSC waveguide in a J-shaped progressive curvature
Loudspeaker directivity	V: +5°/-21° H: 140°	At -6 dB from on-axis response, averaged over 1 - 10 kHz range
Subwoofer technology	Laminar vented enclosure	L-Acoustics low-turbulence progressive vent design
LF subwoofer transducer	2 × 12"	High-power neodymium transducers
Infra subwoofer transducer	1 × 12"	High-power transducer with extra-long excursion 40 mm peak to peak



Loudspeaker directivity in vertical plane using lines of equal sound pressure at -3 dB, -6 dB, -12 dB.

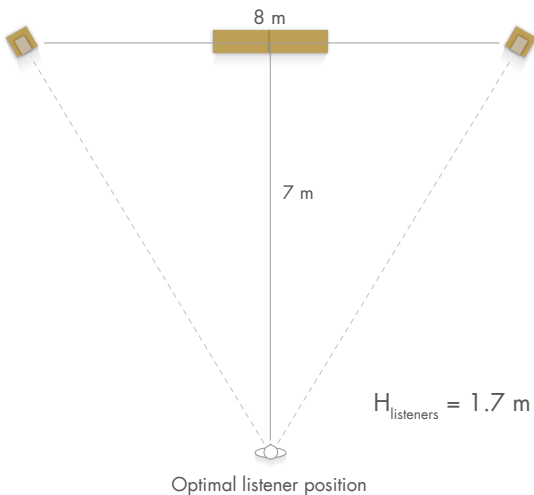


Loudspeaker directivity in horizontal plane using lines of equal sound pressure at -3 dB, -6 dB, -12 dB.

Listening space

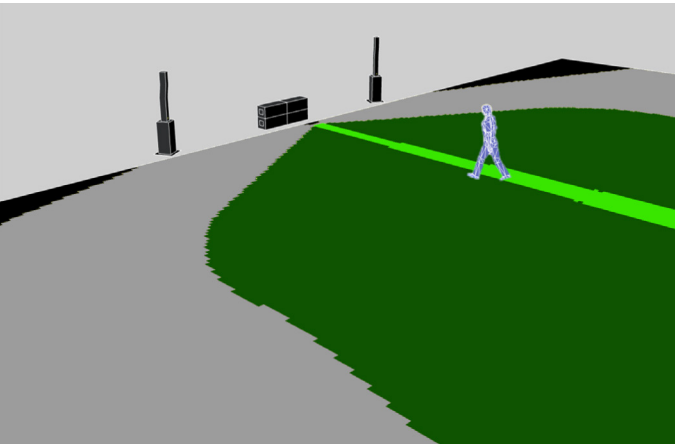
Optimal listener position	7 m	Equivalent to the mixing engineer position with full, concert-like dynamics and capable of SPL levels of more than 105 dB SPL A weighted ¹
Sweet spot	32 m ²	Area of spatialization and full stereophony equivalent to the mixing area at a concert
Listening area	800 m ²	Area defined by the system coverage in which nominal SPL can exceed 90 dB SPL A-weighted

¹ Beware of sound levels. Loudspeaker systems are capable of producing very high sound pressure levels which can lead to hearing damage.



H_{speakers} = 0 m
Loudspeakers are stacked on the ground.

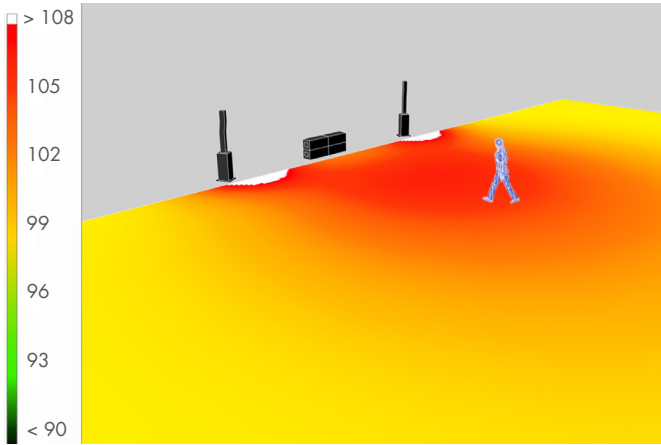
Coverage



Sweet spot: spatialized zone mapping modeled in L-Acoustics Soundvision software represented by the central light green area

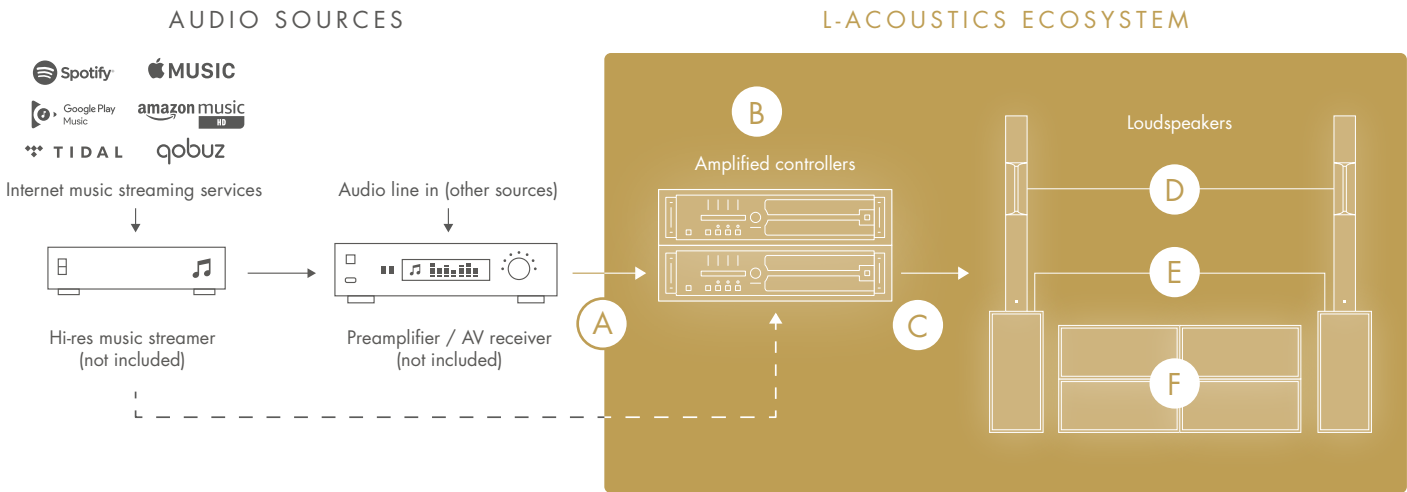
■ Sweet spot ■ Listening area

SPL (dBA)



Listening area: SPL (Sound Pressure Level) mapping modeled in L-Acoustics Soundvision software

COMPONENTS AND SYSTEM DIAGRAM



A	Signal cables	1 × SPDIF2 XLR: SPDIF to 1 × XLRM (2 m)	1 × AES2 XLR: XLR AES (2 m)	1 × AES 0.5 XLR: XLR AES LINK (0.5 m)
B	Amplification and processing	2 × LA4X class D four-channel amplified controllers, with case		
C	Speaker cables	6 × SP5X SE: 4 × 2.5 mm ² , NL4 connectors (5 m)		
D	Full range loudspeakers	2 × Syva 2-way passive coaxial loudspeakers: 6 × 5" LF + 3 × 1.75" HF diaphragm, with wall-mount accessory	2 × Syva protective covers	
E	Low frequency extensions	2 × Syva Low high-power low frequency subwoofers: 2 × 12" LF, with base plate	2 × Syva Low protective covers	
F	Subwoofers	4 × Syva Sub infra low frequency subwoofer: 1 × 12" LF	4 × Syva Sub protective covers	

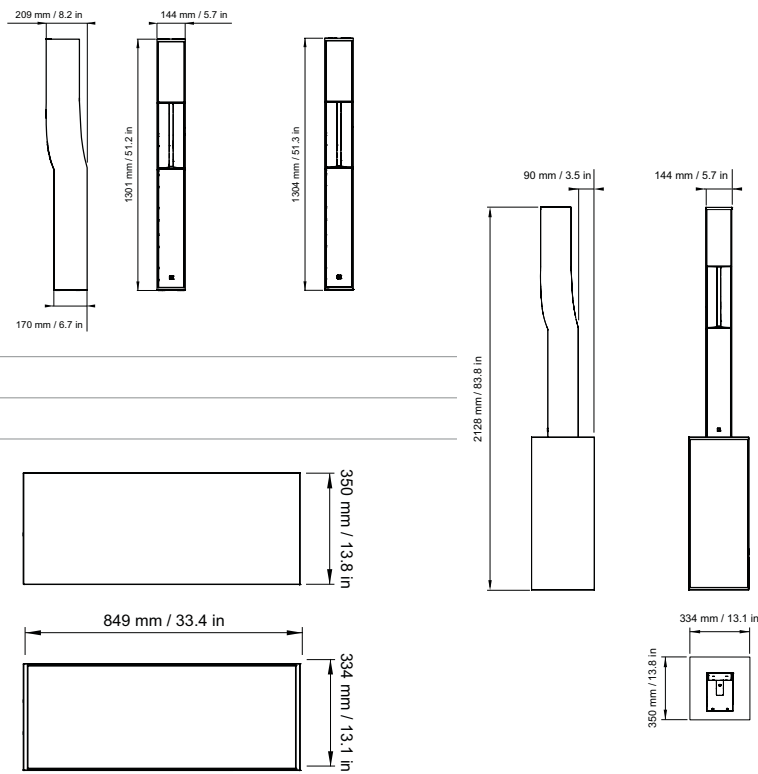
For detailed connection diagram and installation procedure, please refer to the Setup guide.

ARCHITECTURAL SPECIFICATIONS

Dimensions and weights

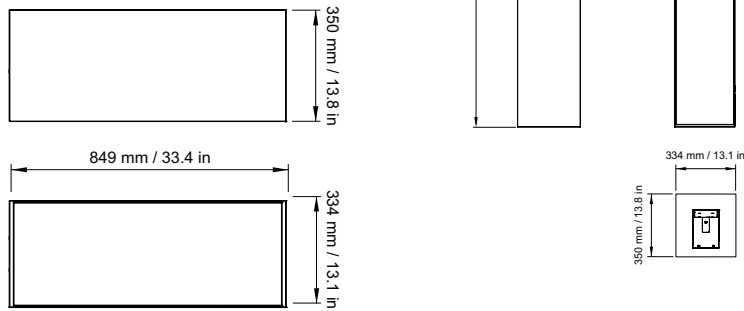
Syva

Weight (net)	21 kg / 46 lb
IP Rating	54



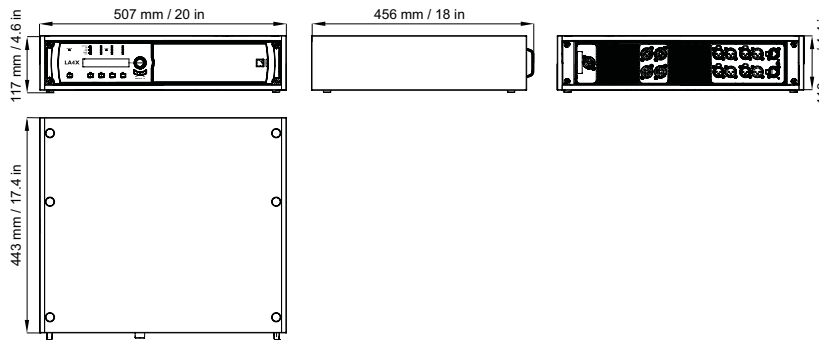
Syva Low / Syva Sub

Syva Low weight (net)	29 kg / 64 lb
Syva Sub weight (net)	27 kg / 60 lb
IP Rating	55



LA4X with case

Weight (net)	15.5 kg / 34.1 lb
IP Rating	3x



FINISHES

The Syva, Syva Low and Syva Sub cabinets are made of premium grade Baltic birch plywood, protected with a bi-component hard coating for indoor and outdoor use. The loudspeakers exist in two exterior finishes: Dark Grey Brown and Pure White.



Dark Grey Brown



Pure White